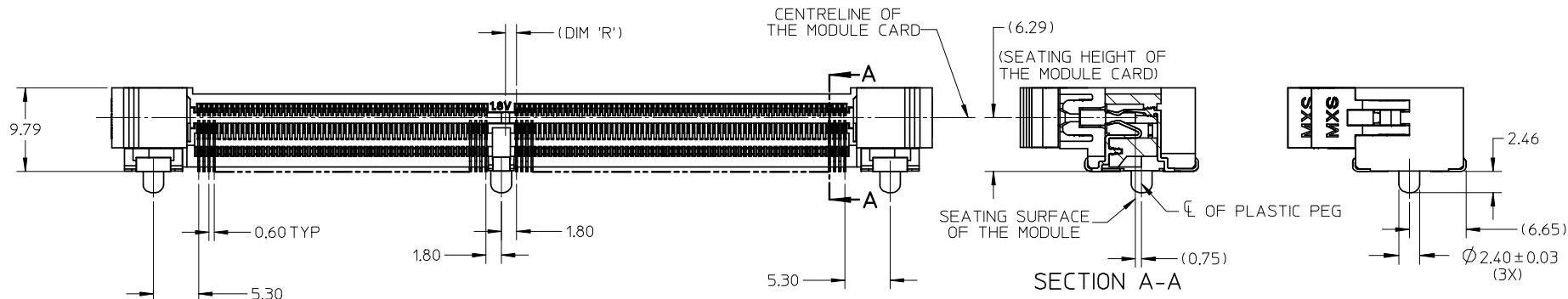


NOTES :

- 1) MATERIAL :
HOUSING : HIGH TEMPERATURE LIQUID CRYSTAL POLYMER, UL94V-0
COLOUR : BLACK
CONTACTS : COPPER ALLOY
LATCHES : HIGH TEMPERATURE NYLON, UL94V-0
COLOUR : NATURAL (OFF-WHITE)
- 2) FINISH :
CONTACT AREA : 0.76 MICROMETER (30 MICROINCH) MIN GOLD OVER
1.25 MICROMETER (50 MICROINCH) MIN NICKEL
SOLDER LEADS : 2.54 MICROMETER (100 MICROINCH) MIN TIN OVER
1.25 MICROMETER (50 MICROINCH) MIN NICKEL
- 3) ACCEPTS 1.0 mm THICK MEMORY MODULE PER JEDEC MO-244
FOR 244 CKTS AND MO-258 FOR 200 CKTS.
- 4) PRODUCT SPECIFICATION : PS-87918-001
- 5) PRODUCT SHALL BE PACKED IN TRAY.

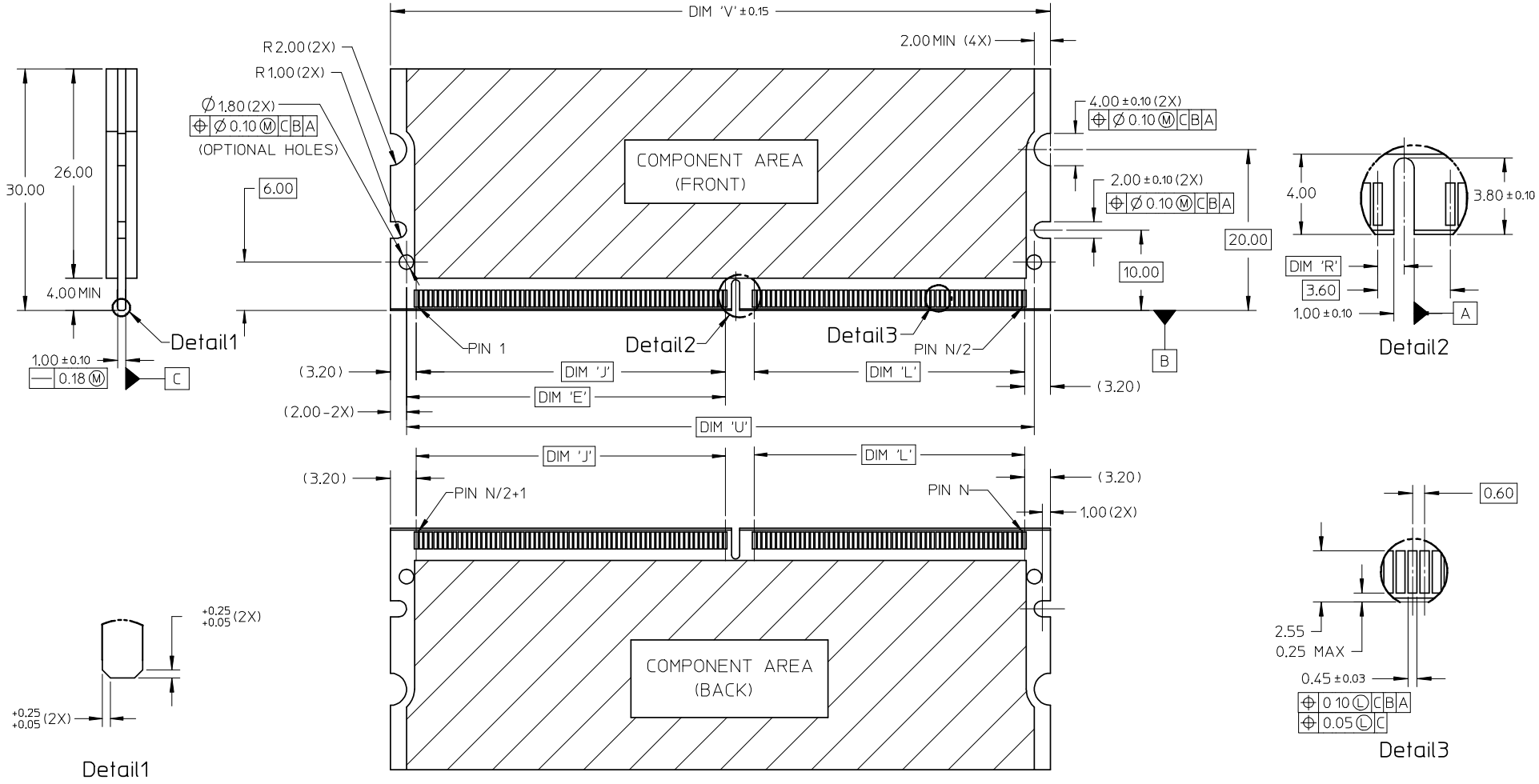
- 6) DATE CODE SHALL BE MARKED LEGIBLY AS SHOWN :YYDD
- 7) PART NUMBER SHALL BE MARKED LEGIBLY AS SHOWN.
87918-XXXX(REFER TO TABLE)



ADD DDR3 OPTION IEC NO: S2008-1057 DRWN:CMTEO CHKD:CGTAN APPR:SHLENI	2008/06/20 2008/06/20 2008/06/23	QUALITY SYMBOLS ▽=0 ◻=0	GENERAL TOLERANCES (UNLESS SPECIFIED)		DIMENSION STYLE MM ONLY		SCALE NTS	DESIGN UNITS METRIC	THIRD ANGLE PROJECTION		
				mm	INCH	DRAWN BY EDMUND	DATE 2004/08/17	TITLE MINI DIMM, 0.60MM PITCH 244/200 CKTS STANDARD R/A			
			4 PLACES	± ---	± ---	CHECKED BY SRRAMESH	DATE 2005/01/25	MOLEX INCORPORATED			
			3 PLACES	± ---	± ---	APPROVED BY GGLEE	DATE 2005/01/25	DOCUMENT NO. SD-87918-001	SHEET NO. 1 OF 4		
			2 PLACES	± 0.13	± ---	DRAFT WHERE APPLICABLE MUST REMAIN WITHIN DIMENSIONS					
			1 PLACE	± 0.25	± ---	THIS DRAWING CONTAINS INFORMATION THAT IS PROPRIETARY TO MOLEX INCORPORATED AND SHOULD NOT BE USED WITHOUT WRITTEN PERMISSION					
			ANGULAR ± 1 °		MATERIAL NO. SEE TABLE						
B2	REV				SIZE A3						

10 9 8 7 6 5 4 3 2 1

F
E
D
C
B
A

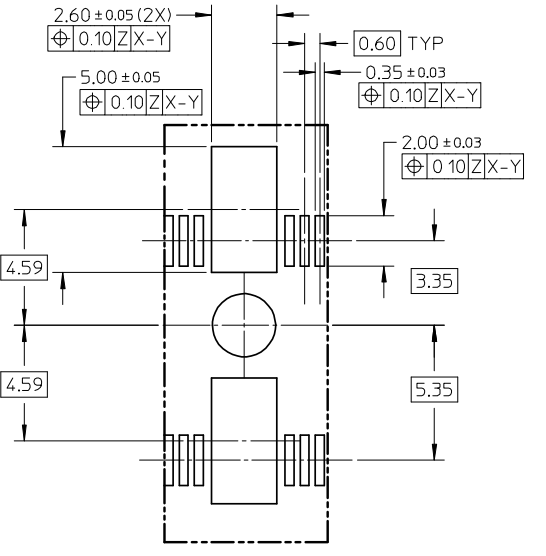
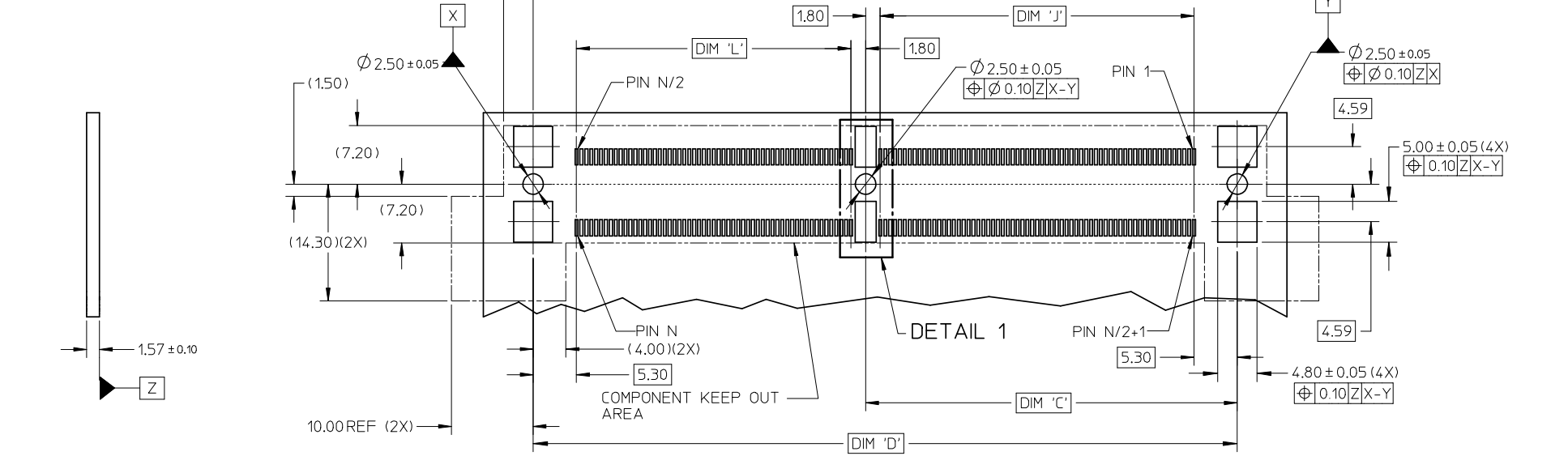


9 8 7 6 5 4 3 2 1

ADD DDR3 OPTION EC NO: S2008-1057 DRWN:CMTEO CHKD:CGTAN APPR:SHLENI	2008/06/20 2008/06/20 2008/06/23	QUALITY SYMBOLS 	GENERAL TOLERANCES (UNLESS SPECIFIED)		DIMENSION STYLE MM ONLY	SCALE NTS	DESIGN UNITS METRIC	THIRD ANGLE PROJECTION	
				4 PLACES ± --- ± --- 3 PLACES ± --- ± --- 2 PLACES ± 0.13 ± --- 1 PLACE ± 0.25 ± ---	DRAWN BY: EDMUND CHECKED BY: SRRAMESH APPROVED BY: GGLEE	DATE: 2004/08/17 DATE: 2005/01/25 DATE: 2005/01/25	TITLE MINI DIMM, 0.60MM PITCH 244/200 CKTS STANDARD R/A		
				ANGULAR ± 1°	MATERIAL NO.	MOLEX INCORPORATED			
	B2			DRAFT WHERE APPLICABLE MUST REMAIN WITHIN DIMENSIONS	SEE TABLE	DOCUMENT NO.	SD-87918-001	SHEET NO. 2 OF 4	

THIS DRAWING CONTAINS INFORMATION THAT IS PROPRIETARY TO MOLEX INCORPORATED AND SHOULD NOT BE USED WITHOUT WRITTEN PERMISSION

10 9 8 7 6 5 4 3 2 1



RECOMMENDED PCB LAYOUT

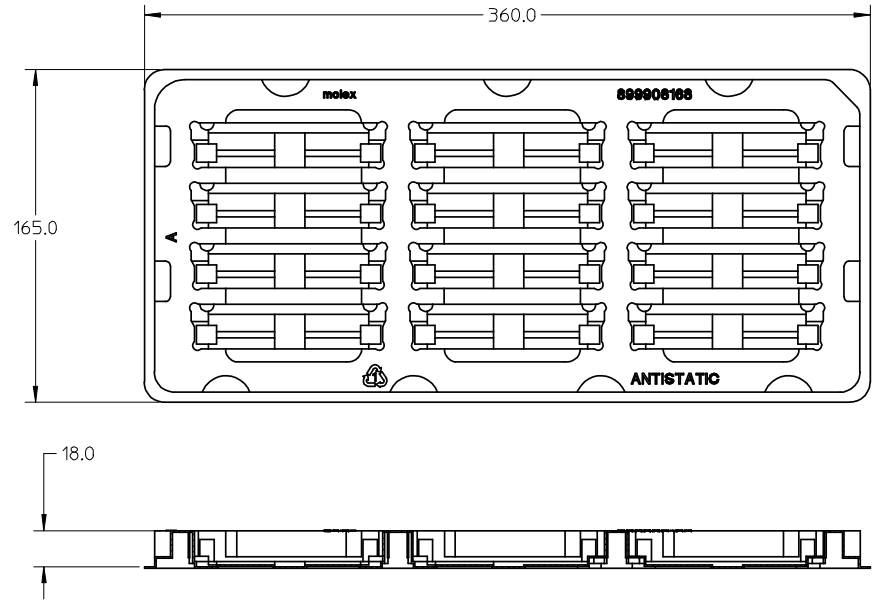
DETAIL 1

ADD DDR3 OPTION EC NO: S2008-1057 DRWN:CMTEO 2008/06/20 CHKD:CGTAN 2008/06/20 APPR:SHLENI 2008/06/23 REV B2	QUALITY SYMBOLS ▽=0 ◻=0	GENERAL TOLERANCES (UNLESS SPECIFIED) mm INCH 4 PLACES ± --- ± --- 3 PLACES ± --- ± --- 2 PLACES ± 0.13 ± --- 1 PLACE ± 0.25 ± --- ANGULAR ± 1°	DIMENSION STYLE MM ONLY DRAWN BY DATE EDMUND 2004/08/17 CHECKED BY DATE SRRAMESH 2005/01/25 APPROVED BY DATE GGLEE 2005/01/25 MATERIAL NO.	SCALE NTS DESIGN UNITS METRIC THIRD ANGLE PROJECTION	TITLE MINI DIMM, 0.60MM PITCH 244/200 CKTS STANDARD R/A MOLEX INCORPORATED DOCUMENT NO. SD-87918-001 SHEET NO. 3 OF 4
	DRAFT WHERE APPLICABLE MUST REMAIN WITHIN DIMENSIONS		SEE TABLE	THIS DRAWING CONTAINS INFORMATION THAT IS PROPRIETARY TO MOLEX INCORPORATED AND SHOULD NOT BE USED WITHOUT WRITTEN PERMISSION	

9 8 7 6 5 4 3 2 1

10 9 8 7 6 5 4 3 2 1

CKT_SIZE 'N'	PART NUMBER	MODULE CARD	VOLTAGE KEY	DIM 'R'	DIM 'E'	DIM 'J'	DIM 'L'	DIM 'A'	DIM 'S'	DIM 'T'	DIM 'U'	DIM 'V'	DIM 'C'	DIM 'D'	DIM 'B'
244	87918-0001	DDR2	1.8 V	1.30	39.60	38.40	33.60	93.0	96.0	106.2	78.00	82.00	45.50	86.20	75.60
	87918-0301	DDR3	1.5 V	2.30											
200	87918-0201	DDR2	1.8 V	1.30	24.60	23.40	35.40	79.8	82.8	93.0	64.80	68.80	30.50	73.00	62.40
	87918-0202	DDR	2.5 V	2.30											



VIEW OF PACKAGING TRAY

NOTES:
1. QTY OF CAVITY: 3 X 4 = 12 PCS

ADD DDR3 OPTION EC NO: S2008-1057 DRWN:CMTEO 2008/06/20 CHKD:CGTAN 2008/06/20 APPR:SHLENI 2008/06/23	DESCRIPTION REV	QUALITY SYMBOLS	GENERAL TOLERANCES (UNLESS SPECIFIED)	DIMENSION STYLE	SCALE	DESIGN UNITS	THIRD ANGLE PROJECTION	
		$\nabla=0$ $\square=0$	mm INCH 4 PLACES ± --- ± --- 3 PLACES ± --- ± --- 2 PLACES ± 0.13 ± --- 1 PLACE ± 0.25 ± --- ANGULAR ± 1 °	MM ONLY	NTS	METRIC		
			DRAFT WHERE APPLICABLE MUST REMAIN WITHIN DIMENSIONS	DRAWN BY: EDMUND DATE: 2004/08/17 CHECKED BY: SRRAMESH DATE: 2005/01/25 APPROVED BY: GGLEE DATE: 2005/01/25	TITLE: MINI DIMM, 0.60MM PITCH 244/200 CKTS STANDARD R/A			
				MATERIAL NO.	MOLEX INCORPORATED DOCUMENT NO. SD-87918-001			
				SIZE: A3	SHEET NO. 4 OF 4 THIS DRAWING CONTAINS INFORMATION THAT IS PROPRIETARY TO MOLEX INCORPORATED AND SHOULD NOT BE USED WITHOUT WRITTEN PERMISSION			

9 8 7 6 5 4 3 2 1